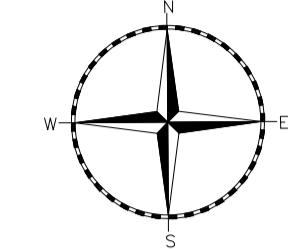
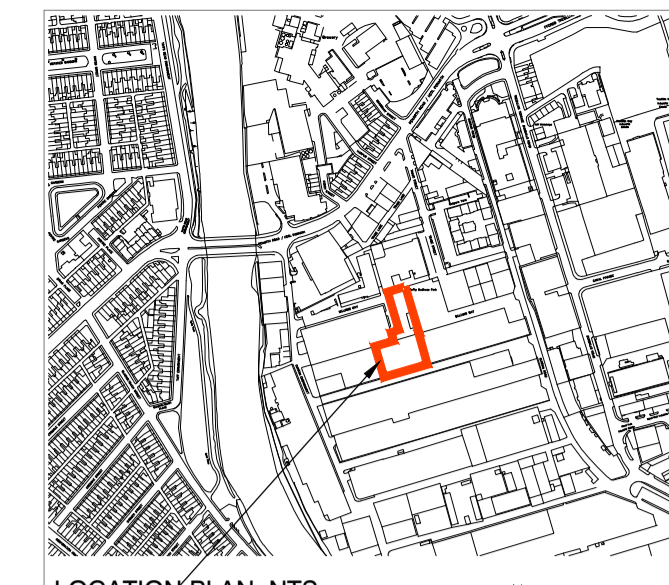


AREAS	
Main hall	1963
Office Area	21.6
Female wc	29.7
Male wc & urinal area	29.7
Traders & Bar	70
Storage	33.5
Activity area	1812.0000
TOTAL EXISTING HALL AREA	1963.0000



THE DRAWINGS RELATE TO THE PROPOSED CHANGE OF USE, REFURBISHMENT AND ASSOCIATED REPAIRS AND EXTERNAL WORKS TO EXISTING INDUSTRIAL UNIT, WILLIAMS WAY, CARDIFF, CF10 5DQ. FOR STRUCTURAL DETAILS PLEASE REFER TO CLIENT APPOINTED STRUCTURAL ENGINEERS DESIGN AND FULL SPECIFICATION.

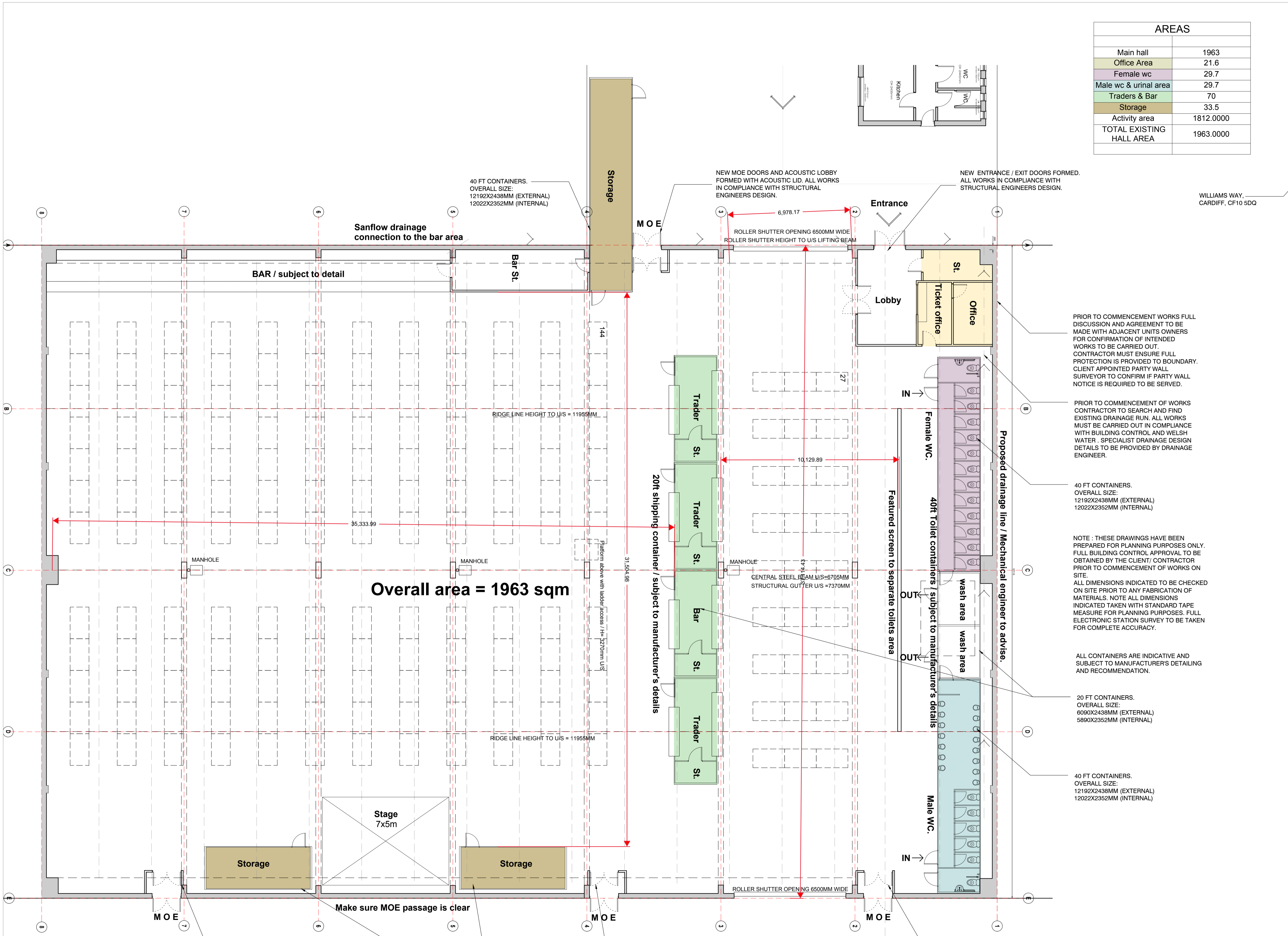
THE DRAWING HAS BEEN PRODUCED FOR PLANNING PURPOSES ONLY.

CONTRACTOR MUST ENSURE A FULL BUILDING CONTROL APPLICATION IS SUBMITTED PRIOR TO COMMENCEMENT OF ANY WORKS ON SITE.

ALL DEMOLITION WORKS SUBJECT TO STRUCTURAL ENGINEERS APPROVAL AND FULL DESIGN AND SPECIFICATION.

ALL PLANNING CONDITIONS TO BE APPROVED PRIOR TO COMMENCEMENT OF RELATED WORKS.

CONTRACTOR TO CHECK ALL DIMENSIONS ON SITE, BEFORE COMMENCEMENT OF ANY WORKS, ANY ANOMALIES MUST BE REPORTED. DO NOT SCALE FROM DRAWINGS, FIGURED DIMENSIONS ONLY TO BE USED.



PRIOR TO COMMENCEMENT WORKS FULL DISCUSSION AND AGREEMENT TO BE MADE WITH ADJACENT UNITS OWNERS FOR CONFIRMATION OF INTENDED WORKS TO BE CARRIED OUT. CONTRACTOR MUST ENSURE FULL PROTECTION IS PROVIDED TO BOUNDARY. CLIENT APPOINTED PARTY WALL SURVEYOR TO CONFIRM IF PARTY WALL NOTICE IS REQUIRED TO BE SERVED.

PRIOR TO COMMENCEMENT OF WORKS CONTRACTOR TO SEARCH AND FIND EXISTING DRAINAGE RUN. ALL WORKS MUST BE CARRIED OUT IN COMPLIANCE WITH BUILDING CONTROL AND WELSH WATER. SPECIALIST DRAINAGE DESIGN DETAILS TO BE PROVIDED BY DRAINAGE ENGINEER.

40 FT CONTAINERS. OVERALL SIZE: 12192X2438MM (EXTERNAL) 12022X2352MM (INTERNAL)

NOTE: THESE DRAWINGS HAVE BEEN PREPARED FOR PLANNING PURPOSES ONLY. FULL BUILDING CONTROL APPROVAL TO BE OBTAINED BY THE CLIENT/ CONTRACTOR PRIOR TO COMMENCEMENT OF WORKS ON SITE. ALL DIMENSIONS INDICATED TO BE CHECKED ON SITE PRIOR TO ANY FABRICATION OF MATERIALS. NOTE ALL DIMENSIONS INDICATED TAKEN WITH STANDARD TAPE MEASURE FOR PLANNING PURPOSES. FULL ELECTRONIC STATION SURVEY TO BE TAKEN FOR COMPLETE ACCURACY.

ALL CONTAINERS ARE INDICATIVE AND SUBJECT TO MANUFACTURER'S DETAILING AND RECOMMENDATION.

20 FT CONTAINERS. OVERALL SIZE: 6090X2438MM (EXTERNAL) 5890X2352MM (INTERNAL)

40 FT CONTAINERS. OVERALL SIZE: 12192X2438MM (EXTERNAL) 12022X2352MM (INTERNAL)

PROPOSED GROUND FLOOR PLAN
(Scale 1:100 @ A1)
ALL DIMENSIONS INDICATED TO BE CHECKED ON SITE

NEW MOE DOORS AND ACOUSTIC LOBBY FORMED WITH ACOUSTIC LID. ALL WORKS IN COMPLIANCE WITH STRUCTURAL ENGINEERS DESIGN.

20 FT CONTAINERS. OVERALL SIZE: 6090X2438MM (EXTERNAL) 5890X2352MM (INTERNAL)

NEW MOE DOORS AND ACOUSTIC LOBBY FORMED WITH ACOUSTIC LID. ALL WORKS IN COMPLIANCE WITH STRUCTURAL ENGINEERS DESIGN.

NEW MOE DOORS AND ACOUSTIC LOBBY FORMED WITH ACOUSTIC LID. ALL WORKS IN COMPLIANCE WITH STRUCTURAL ENGINEERS DESIGN.

REV: A	BY: NH	CHK: SF	DATE: 13.11.2019
ADDING STORAGE CONTAINERS			
REV:	BY:	CHK:	DATE:

REVISION NOTE:

DRAWING STATUS: **PLANNING**

CLIENT: **DEPOT**

PROJECT: Proposed change of use, refurbishment & external works, in Williams Way, Cardiff.

Franks + Toms ARCHITECTS

DRAWING TITLE: **PROPOSED GROUND FLOOR PLAN**

JOB NUMBER:	BY:	CHK:	DATE:
1895	NH	SF	AUG 2019
DRAWING NUMBER:	REV:	SCALE:	
(23) 200	-	1:100 @ A1	

Franks and Toms Architects Limited
Office 8 St Andrews Crescent, Cardiff, CF10 3DD.
T 02920 390099 E info@franksandtoms.com
www.franksandtoms.com